

A decorative border of diverse cartoon children is arranged around the central text. At the top, a row of nine children includes a girl with a pink shirt and blue folder, a girl with a yellow headband, a boy with a blue shirt, a girl with a crown, a girl with a blue hat, a girl with a black headscarf, a girl with blonde pigtails, a boy with a blue shirt, and a girl with a red and white striped shirt. On the left side, from top to bottom, there is a girl in a yellow dress, a girl in a pink dress, a girl in a yellow dress, a boy in a blue shirt with a yellow smiley face, a girl in a blue shirt with a yellow smiley face and a hula hoop, and a boy in a blue shirt and purple shorts. On the right side, from top to bottom, there is a girl in a pink dress, a girl with blonde pigtails holding a pink gift, a boy in a purple shirt and green shorts, and a boy in a blue shirt with a yellow smiley face. At the bottom, a row of seven children includes a boy in a green shirt and red cape, a girl in a yellow shirt, a girl in a purple shirt, a girl with brown hair, a boy in a yellow shirt, a girl in a green shirt, and a boy in a blue shirt with a yellow smiley face.

SANT NIRANKARI PUBLIC SCHOOL,
MALVIYA NAGAR

HOLIDAY HOMEWORK FOR PRE-SCHOOL

Vacation from 22nd may 2023 to 3rd July 2023.

DEAR PARENTS,



Summer holidays are the time of the year when you get an opportunity to spend quality time with your child. To keep the little ones indoor in the sweltering heat and to utilize their time in creative activities, we have attempted to design this holiday homework in a creative way to keep them busy. We wish you have an enjoyable summer vacation with your kids.

1 BOOK READING



Encourage your child to do picture reading. Buy different picture books , colouring books and let them do picture reading. Ask them to narrate to you what they observe in the book.

2. LET'S CONVERSE IN ENGLISH

How are you?... I am fine Thank you .

I am thirsty, please give me water.

I am hungry, please give me food.

Please open my bottle/ bag/ tiffin.

What is your name ? My name is _____




3. ASSIGNMENT

Take printouts of the attached worksheets and help your child to complete them.

Encourage you child to do 5 pages of alphabets

L, T, I, H, E, F, A, V, X, K, M, N, W, Y, Z,
and numbers 1 to 5 in a 3-in-1
notebook. Send it to school after
VaCation.



4. LET'S CREATE SOMETHING

Prepare 5 flash cards on a half of an A -4 sheet and get them laminated. Do this according to the roll number of the child.

Roll no:

1 to 5 - Fruits / 21 to 25 - National Symbols

6 to 10 - Vegetables / 26 to 30 - Means of Transport

11 to 15 - Birds / 31 to 35 - Four Seasons

16 to 20 - Animals / 36 to 40 - Our Helpers

5. LET'S LEARN



My name is _____.

I study in Sant Nirankari Public School, Malviya Nagar.

My school is very big.

It has a big ground.

My teacher is Mrs. Yogita Arora.

I love my teacher very much. She loves us too.



5. FATHER'S DAY – June 18th 2023

Make a card for you father- your hero and gift it to him. Tell him that you love him the most and he is your Hero.

😊 Click a picture with your papa on Father's Day and share it with your class teacher on WhatsApp.

Note: Do the following worksheets and bring them to school after vacation.

THE SCHOOL WILL REOPEN ON 4TH JULY 2023 (i.e Tuesday)


HAPPY LEARNING!

WORKSHEET NO-1

Name: _____

Inside and Outside

1) Circle the lion that is inside.



2) Circle the parrot that is outside.




3) Circle the watch that is outside.



4) Circle the pizza that is inside.



5) Circle the ball that is inside.



6) Circle the tomato that is outside.



7) Circle the bunny that is outside.




8) Circle the toothbrush that is inside.



WORKSHEET NO-2

Name _____


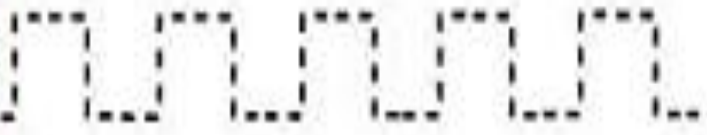
Stick red bindis to complete the Apple tree



WORKSHEET NO-3

Name _____


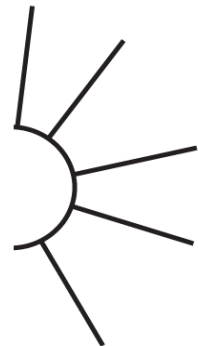

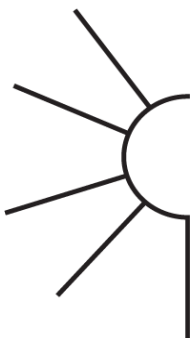


Can you take the kids to their vehicles? Can you name each Vehicle which is your favourite :-)



WORKSHEET NO-4

Name _____

Draw a line to connect each picture with its other half.



WORKSHEET NO-5

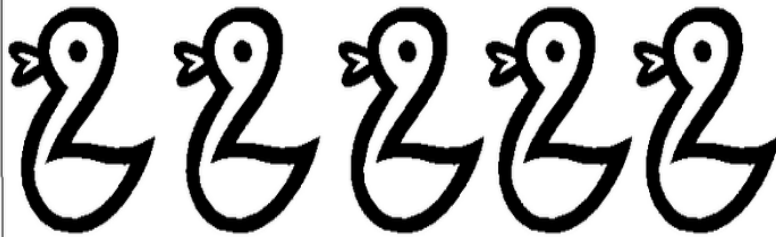
Name _____

Color the number of objects on the right indicated by the number on the left.


1



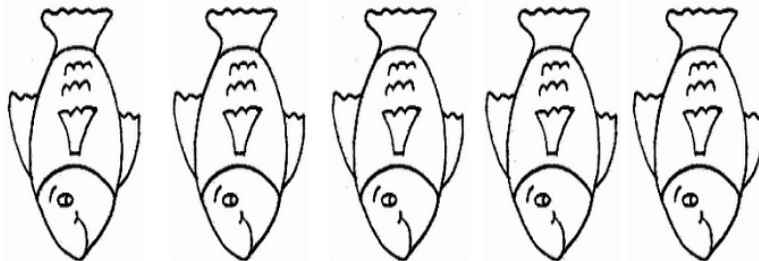
2



3



4



5

