

**SANT NIRANKARI PUBLIC SCHOOL**

**MALVIYA NAGAR**

**SUBJECT: ENGLISH**

**HOLIDAY HOMEWORK**

**CLASS IV**

**1. learn the question and answer of lesson.**

**a. Grandpaa dropped his glasses.( pg no.42)**

**b. The giving tree ( poem ) pg no. 8**

**c. The letter (poem) pg no. 18**

**2. Write five examples of each in notebook( refer ch-4 kinds of sentences).**

**a. Declarative sentence**

**For example: My school has a big play ground.**

**b. Exclamatory sentence**

**For example: Wow! This is beautiful.**

**c. Imperative sentence**

**For example: Sit properly.**

**d. Interrogative sentence**

**For example: Where are you going?**

**3. Make a chart paper or A4 size sheet.**

**a. kinds of noun with examples.**

**For example: Common noun and Proper noun**

**Boy - rahul**

**b. Kinds of sentences with examples.**

**For example: Interrogative sentences**

**What are you doing?**

**5. Write five safety measures on covid-19 in A4 size sheet.**

**6. Complete pg-7,8,13,15,16,18,19,21,22,23 in your grammar book.**

**6. All work should be done in a separate notebook.**

संत निरंकारी पब्लिक स्कूल, माहलवीय नगर

गीष्मावाकाश - गृहकार्य

कक्षा - चतुर्थ  
विषय - हिंदी

- \* कारोनावायरस के बचाव हेतु साबुन से बार-बार हाथ धोयें
- \* मास्क का प्रयोग करें।
- \* उचित दूरी बना कर रखें।
- \* घर का पौष्टिक खाना खाएं -
- \* आप अपनी पाठ्यपुस्तक में से पाठ-1, 2, 3, 4 के दस-दस कठिन शब्द प्रतिदिन लिखें -
- \* पाठ 1, 2, 3, 4 के प्रश्न उत्तर याद करके लिखें - रिमझिम
- \* किसी भी कागज का प्रयोग करके निम्न आकृतियाँ बनाइयें  
(1) हाथी (2) ऊँट (3) बादल (4) जोकर
- \* निम्न सप्ताह के मुख्य समाचार लिखें

(1 and 2 week of June) any two news -

- \* व्याकरण सुधा में पृष्ठ (7, 11) पर पाठ 1, 2, 3 का अभ्यास कार्य करें।
- \* घर की साफ-सफाई में आप अपने माता-पिता की किस तरह मदद कर सकते हैं। इस पर पाँच वाक्य लिखें -
- \* पाठ -6 नाव बनाओ, नाव बनाओ कविता लिखें व नौव का चित्र बनायें -
- \* अनुच्छेद - मेरा प्रिय मित्र याद करके लिखिए -
- \* पत्र - (1) बहन के विवाह पर मित्र को निमंत्रण पत्र व (2) शुल्क माफी हेतु प्रधानाचार्य को पत्र लिखिए
- \* बिना आग के बनने वाले कोई पाँच तरह के व्यंजन बना कर उनके नाम लिखें व उसकी रेसिपी भी लिखें
- \* निम्नलिखित वर्ण पहली से संज्ञा शब्दों को प्यार लगाइयें

ज	हा	ज	रा	म	गु	ल
ल	कि	न	जा	बा	ला	क
बी	ज	ता	ता	रा	ब	ल
र	गु	ला	ब	स	जा	ला

कक्षा - चतुर्थ हिंदी पाठ्यपुस्तक (रिमझिम) (व्याकरण सुधा)

## Maths holiday homework

Class 4th

(1) Learn and Write tables from 2 to 15 daily.

(2) Practice ch -1 ( Numbers ) from page no. 12 to 26, ch-2 (Addition and Subtraction ) from page no. 29 to 48 and ch-5 ( Factors and Multiples ) from page no. 76 to 87.

(3) Do activity of ch-9 ( Patterns and Nets ) from page no. 137 to 146 in A4 size sheet nicely.

\* Course Book : Wow Maths ( Eupheus Learning)

**Sant Nirankari Public School, Malviya Nagar**

**Summer holidays homework**

**EVS**

**Class – IV**

**Activity**

- 1. Create a picture booklet on ' Sources of Water'.**
- 2. Make stick puppets of any 2 ornamental plants and 2 medicinal plants. Paste pictures, write their names, mention how they are beneficial to us.( refer to lesson-5 Our Green Cover)**

**Project**

- 3. Learn all word-meanings and worksheets of lesson-1(Changing families),2(Senses of touch and smell),3(Amazing Animals) and 12(Sources of Water).**
- 4. Answer the following questions.**
  - a) Find out the names of any five rivers of India.**
  - b) In what type of family do you live?**
  - c) Who are all living in extended family?**
  - d) When do family members meet?**
  - e) Which animals look after their young ones?**

**(Name of the book -Tree of Life)**

## COMPUTER

1. Read and Learn L- 1 & 2.
2. Create an e-poster in MS- Word on the topic "COVID 19 Hope Is Stronger Than Fear" and paste the print of the same in computer copy.

# Sant Nirankari Public School, Malviya Nagar

## Table Mat Making Activity

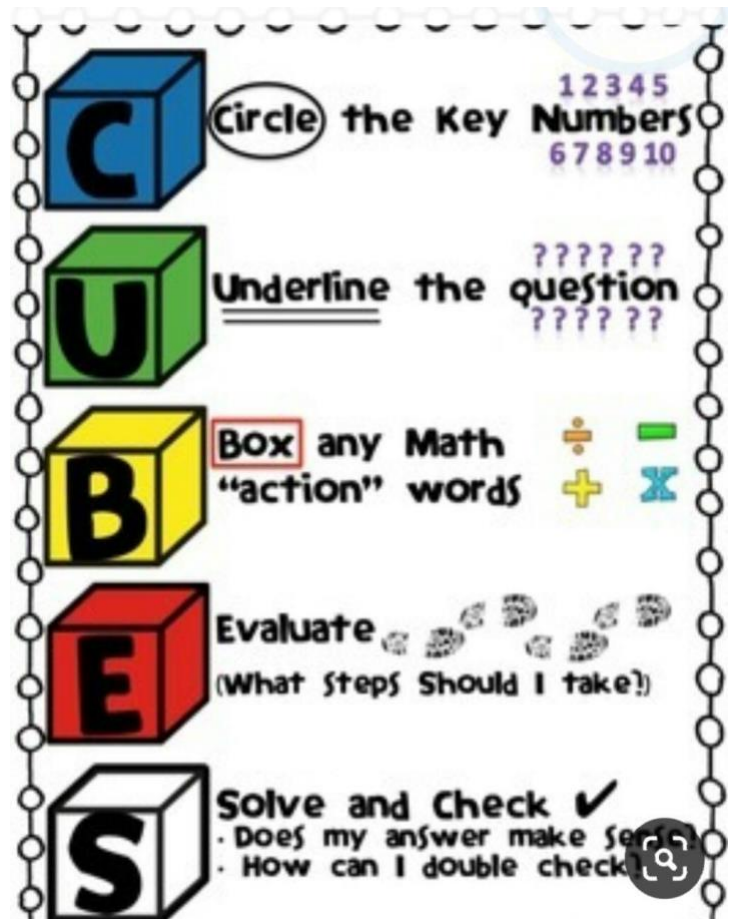
Class -IV

(Note : Use the materials which are easily available at your home.)

Question 1. Make a table mat on any one of the following topics –

- Healthy and good eating habits/ Good Health
- Steps to solve a word problem
- Tables from 2 to 20
- Hand washing steps

For example:



## hand washing steps:



1. turn on water



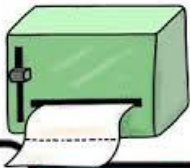
2. wet hands



3. scrub with soap




4. rinse clean



5. dry hands

Copyright © 2012 Curriculum Castle





**SANT NIRANKARI PUBLIC SCHOOL**  
**Malviya nagar**  
**Drawing Holiday homework**

<b>Class IV Holiday Homework</b>
1. Draw a colored wheel chart in your file.
2. Make five different colored envelope in medium size.
3. Make beautiful folder file by using pastel chart paper and decorate it with colored stones and colored tape.
4. Make a flower pot using popsicle sticks and decorate it.
5. Make a beautiful doll using waste/old clothes .