

# S N P S MALVIYA NAGAR

## CLASS-1, SUBJECT- MATHS

### WORKSHEET - 6

Date-18-4-2020

Time (1 hour)

Submission Date 27-4-2020

1. Write upward counting (101-150)

H	T	O	X	H	T	O	X	H	T	O	X	H	T	O	X	H	T	O
1	0	1		1	1	1		1	2	1		1	3	1		1	4	1
1	0	2		1	1	2		1	2	2		1	3	2		1	4	2
1	0	3		1	1	3		1	2	3		1	3	3		1	4	3
1	0	4		1	1	4		1	2	4		1	3	4		1	4	4
1	0	5		1	1	5		1	2	5		1	3	5		1	4	5
1	0	6		1	1	6		1	2	6		1	3	6		1	4	6
1	0	7		1	1	7		1	2	7		1	3	7		1	4	7
1	0	8		1	1	8		1	2	8		1	3	8		1	4	8
1	0	9		1	1	9		1	2	9		1	3	9		1	4	9
1	1	0		1	2	0		1	3	0		1	4	0		1	5	0

2. Learn & write difficult words

(1) more (2) less (3) heavy (4) light

(5) before (6) after (7) between

(8) numbers

Last modified: 12:07 am

# Image

Sant Nirankari Public School, Malviya Nagar

Sub - Maths, Class I

Worksheet - 1 (2020-2021)

DATE OF SUBMISSION - 27-4-2020

DATE - 1-4-2020

Pre Math concepts

(Time - 1 hour)

1. Tick (✓) on the big objects and cross (X) on the small objects;



2. Tick (✓) the tall object and cross (X) the short object



3. Learn and write difficult words:

1. big -

3. tall -

2. small -

4. short -

[Hint: Draw pictures given in question 1 and 2 in your copy or spare sheets to compare the objects after that tick the respective objects]

Last modified: 12:19 am



# Image

SANT NIRANKARI PUBLIC SCHOOL, MALVIYA NAGAR  
SUB- MATHS, CLASS-1  
Submission date-30-4-2022 WORKSHEET- 2 (2020-2021) DATE 4-4-2020  
(Time - 1 hour)

1. Write upward counting 1 to 100.  
2. color the bigger number.

(a) 15 - 27	(b) 24 - 29	(c) 28 - 12
(d) 17 - 13	(e) 18 - 26	(f) 23 - 25

3. Find the missing number.

(a) 18, \_\_\_\_, \_\_\_\_, 21, \_\_\_\_, 23, \_\_\_\_, \_\_\_\_,  
(b) \_\_\_\_, 26, \_\_\_\_, \_\_\_\_, 29, \_\_\_\_, 31, 32  
(c) 28, \_\_\_\_, 30, 31, \_\_\_\_, \_\_\_\_, 34, \_\_\_\_,  
(d) 27, \_\_\_\_, 29, \_\_\_\_, \_\_\_\_, 32, 33, \_\_\_\_,

3. Circle the smaller number.

(a) 26, 13 (b) 14, 27 (c) 9, 15  
(d) 22, 28 (e) 15, 13 (f) 11, 12  
(g) 13, 12 (h) 28, 16 (i) 14, 10.

# Image

S N P S MALVIYA NAGAR

CLASS - 1

SUBJECT - MATHS

WORKSHEET - 3

Date - 8 - 4 - 2020 Time - 1 hour

Submission Date - 30 - 4 - 2020

Lesson - 2

1 Write the number just before

(a) \_\_\_ 7 (b) \_\_\_ 5 (c) \_\_\_ 8

(d) \_\_\_ 3 (e) \_\_\_ 9 (f) \_\_\_ 42

2 Write the number just after

(a) 2 \_\_\_ (b) 5 \_\_\_ (c) 8 \_\_\_

(d) 6 \_\_\_ (e) 4 \_\_\_ (f) 7 \_\_\_

3 Write the number that comes in between

(a) 3 \_\_\_ 5

(b) 7 \_\_\_ 9

(c) 2 \_\_\_ 4

(d) 6 ----- 8

(e) 8 \_\_\_ 10

(4) 4 \_\_\_ 6

2020/04/23

Last modified: 4:45 pm

**Image**

S N P S MALVIYA NAGAR

CLASS - 1

SUBJECT - MATHS

WORKSHEET -4

Date - 11 - 4 - 2020 Time-1 hour

Submission Date - 30 - 4 - 2020


COUNTING PRACTICE

Count and circle the right numbers

Name: \_\_\_\_\_


**Counting Practice**

Count and circle the right numbers.


	11 12 13 14
---	-------------

	11 12 13 14
--	-------------

	12 13 14 15
---	-------------

	11 12 13 14
---	-------------

	12 13 14 15
---	-------------

	12 13 14 15
---	-------------

2020/04/23

Last modified: 4:47 pm

**Image**

S. N. P. S MALVIYA NAGAR

CLASS\_ I

SUBJECT- MATHS

WORKSHEET - 5

Date - 15 - 4 - 2020 Time -1hour

Submission Date - 30 - 4 - 2020

Q 1 Learn & write number name

1 to 10



## Numbers

1	one
2	two
3	three
4	four
5	five
6	six
7	seven
8	eight
9	nine
10	ten



o

2020/04/23



Last modified: 4:46 pm

# Image

SANT NIRANKARI PUBLIC SCHOOL, MALVIYA NAGAR  
SUB. MATHS, CLASS-1  
Submitted on: 27.4.2021 WORKSHEET-2 (2020-2021) DATE: 4-4-2021  
(Time - 1 hour)

1. Write upward counting 1 to 100.  
2. color the bigger number.

(a) 15 - 27	(b) 24 - 29	(c) 28 - 12
(d) 17 - 13	(e) 18 - 26	(f) 23 - 25

3. Find the missing number.

(a) 18, \_\_\_\_\_, \_\_\_\_\_, 21, \_\_\_\_\_, 23, \_\_\_\_\_, \_\_\_\_\_  
(b) \_\_\_\_\_, 26, \_\_\_\_\_, \_\_\_\_\_, 29, \_\_\_\_\_, 31, 32  
(c) 28, \_\_\_\_\_, 30, 31, \_\_\_\_\_, \_\_\_\_\_, 34, \_\_\_\_\_  
(d) 27, \_\_\_\_\_, 29, \_\_\_\_\_, \_\_\_\_\_, 32, 33, \_\_\_\_\_

3. Circle the smaller number.

(a) 26, 13      (b) 14, 27      (c) 9, 15  
(d) 22, 28      (e) 15, 13      (f) 11, 12  
(g) 13, 12      (h) 28, 16      (i) 14, 10

**Image**

S. N. P. S MALVIYA NAGAR  
CLASS - 1  
SUBJECT - MATHS  
WORKSHEET - 7  
(Date- 22/4/2020)

Submission date - 25/4/2020.

## Comparison of Numbers

Greater/Smaller/Equal to \_\_\_\_\_

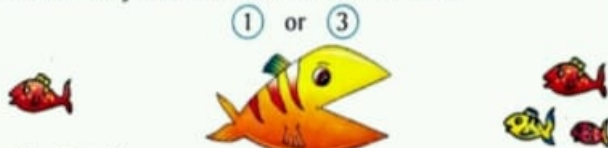
Look at this hungry 'big fish'. It is very very hungry.  
So, its mouth is open wide.  
It has 4 fish on one side and 2 on the other. But the big fish opens its mouth to eat the greater number of fish. So, it goes for the 4 fish its mouth wide open like this  $>$



We write  $4 > 2$  and read as 4 is greater than 2.

We write it as  $4 > 2$

The fish turns away from the smaller number of fish.



1 is smaller than 3.

We write it as  $1 < 3$

The fish is not sure which one to eat now.



5 is equal to 5.

We write it as  $5 = 5$

'=' is the symbol to represent equal number of objects.

MATHEMATICS In Real Life-1

2020/04/21

♥ \_\_\_\_\_ ♥  
Name: \_\_\_\_\_ 1 - 20

## Comparing Numbers

Look at both the numbers and draw  $>$ ,  $<$ , or  $=$ .

$3 \square 15$

$9 \square 14$

$12 \square 7$

$11 \square 3$

$6 \square 13$

$5 \square 11$

$16 \square 16$

$17 \square 8$

$8 \square 19$

$2 \square 12$

$15 \square 6$

$10 \square 20$



. Write table of '0' two times

$$0 \times 1 = 0$$

$$0 \times 2 = 0$$

$$0 \times 3 = 0$$

$$0 \times 4 = 0$$

$$0 \times 5 = 0$$

$$0 \times 6 = 0$$

$$0 \times 7 = 0$$

$$0 \times 8 = 0$$

$$0 \times 9 = 0$$

$$0 \times 10 = 0$$

2020/04/21

Sent via vivo Memos

Last modified: 4:42 pm

SANT NIRANKARI PUBLIC SCHOOL

MALVIYA NAGAR

SUBJECT: ENGLISH

CLASS 1

WORKSHEET 1

DATE: 2-02-2020

DATE of submission: 5-02-2020

SANT NIRANKARI PUBLIC SCHOOL

MALVIYA NAGAR

CLASS I

ENGLISH

WORKSHEET 1

Q1. Draw a line matching the correct letter with each word. Then fill in the correct letter in each word.

Alli\_ator



a

D\_ck

e

Ballo\_n

t

Eg\_

u

An\_

g

Be\_



o










C\_rrrot

g

Q2.

Beginning sounds

Write the matching letter to each picture

 _ock	 _all	 _pple						
 _at	 _nail	 _ig						
 _able	 _ar	 _iger						
T	C	P	A	B	H	S	T	S



**SANT NIRANKARI PUBLIC SCHOOL**

**MALVIYA NAGAR**

**CLASS I**

**ENGLISH**

**WORKSHEET 2**

**Date: 6<sup>th</sup> april'20**

**Date of submission: 9<sup>th</sup> april'20**

**Q1. Learn the spellings and write the words in the notebook.**

about	back	been	before	big
by	call	come	could	did
down	first	from	go	if
into	just	like	little	look
made	make	more	much	must
off	only	other	our	out
over	right	see	some	their
them	then	there	this	two
what	well	went	were	what
when	where	which	who	your

Q2. Write the names of the body parts.

# 5 Senses



I use my \_\_\_\_\_ to see.

I use my \_\_\_\_\_ to smell.

\_\_\_\_\_ are used to hear sounds.

My \_\_\_\_\_ can touch things.

I use my \_\_\_\_\_ to taste.

Q3. Write the names of fruits in the given box.

## Food Spelling #1

Fill in the missing letters for the pictures shown to correctly spell the word.



\_\_ A R \_\_ \_\_ T



O L \_\_ V \_\_



O R \_\_ \_\_ G \_\_



A P \_\_ \_\_ \_\_



L \_\_ M \_\_ N



L \_\_ T \_\_ \_\_ C E



\_\_ H E \_\_ \_\_ E



G R \_\_ P \_\_ S



P \_\_ \_\_ P \_\_ R


Q1. Read the passage and answer the following questions.

Name: \_\_\_\_\_

## Reading Comprehension

Directions: Read the text 3 times for fluency and color the stars

My pets are at the vet.  
There are three pets  
at the vet.  
A cat, a dog and a pig  
are my pets.



1. Where are my pets?  
a. at the house  
b. at the vet  
c. at the park

2. How many pets are at the vet?

3. My pets are: 1. \_\_\_\_\_  
2. \_\_\_\_\_  
3. \_\_\_\_\_

**Q2. Complete each word with a vowel or vowels.**

Name: \_\_\_\_\_

Date: \_\_\_\_\_

### Vowels Worksheet (Completing Words Part 1)

A vowel is a speech sound made by the vocal cords.  
(a, e, i, o, u) are the vowels in the English language.

**Directions:** Complete each word with a vowel or vowels.

**a**

**e**

**i**

**o**

**u**

1. d\_\_g

11. cl\_\_thes

2. c\_\_t

12. f\_\_t

3. h\_\_t

13. r\_\_t

4. b\_\_t

14. d\_\_sk

5. f\_\_sh

15. h\_\_me

6. r\_\_n

16. d\_\_sk

7. cl\_\_ck

17. ch\_\_ir

8. h\_\_p

18. sw\_\_ater

9. r\_\_t

19. pl\_\_te

10. p\_\_g

20. t\_\_p

Vowels Worksheet Completing Words Part 1

**Q3. Read :**

Read :



This is a net.  
The net is black.  
Look at the black net.  
The black net is big.



This is an owl.  
The owl is black.  
Look at the black owl.  
The black owl is big.



This is an octopus.  
The octopus is black.  
Look at the black octopus.  
The black octopus is big.

Name \_\_\_\_\_

# SNOWY

## Comprehension



This is a snowman.

His name is Jed.

He loves the snow.

His nose is orange.

How many buttons does he have?

1. What is the snowman's name?

\_\_\_\_\_

-----

\_\_\_\_\_

2. What does Jed love?

\_\_\_\_\_

-----

\_\_\_\_\_

3. What color is Jed's nose?

\_\_\_\_\_

-----

\_\_\_\_\_





## Read

Capital letter

This is a house.  
It has three windows.  
It has a big door.  
There is a chimney on the top.  
There are many trees.  
The sun is shining in the sky.



Full stop

Space between  
two words

The elephant is a big animal.  
It has two small eyes.  
Its ears are very big.  
It has a short tail.  
It uses its trunk to pick up things.



# My House

My family lives in a house.

Our house is very nice.

It has two bedrooms.

We cook and eat in the

kitchen. We watch TV in the living room. My

favorite room is my bedroom. I like to read

books and do my homework in my bedroom.



1. My family lives in \_\_\_\_\_.
2. Our house has two \_\_\_\_\_.
3. We cook and eat in the \_\_\_\_\_.
4. We watch TV in the \_\_\_\_\_.
5. My favorite room is \_\_\_\_\_.
6. I like to \_\_\_\_\_ and \_\_\_\_\_  
in my bedroom.

SANT NIRANKARI PUBLIC SCHOOL

MALVIYA NAGAR

SUBJECT: ENGLISH

CLASS: I

WORKSHEET 5

DATE: 16April 20

Date of submission:19April'20

Q1. READ AND ANSWER THE FOLLOWING QUESTIONS.


Name \_\_\_\_\_

# BUNNY

## Comprehension

Read the story and answer the questions.

I see a bunny.  
He has a basket.  
The basket has eggs.  
I see 5 eggs.  
Do you see eggs?



1. What do you see?  
\_\_\_\_\_  
\_\_\_\_\_

2. What is in the basket?  
\_\_\_\_\_  
\_\_\_\_\_

3. How many eggs are there?  
\_\_\_\_\_  
\_\_\_\_\_

## Reading Comprehension

Read the text. Fill in the bubble next to the correct answer.

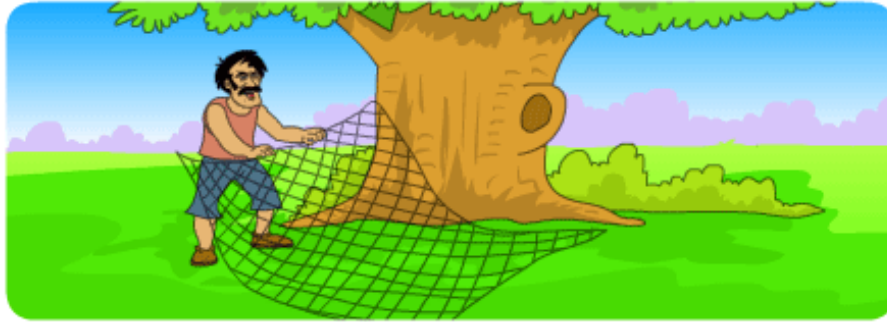
### Apple Picking

My family and I went apple picking. We picked two big barrels of red apples. It was fun. Hey! Where did that worm come from?



1. Where did the family go?
  - swimming
  - apple picking
  - for a plane ride
2. How many barrels of apples did they pick?
  - two barrels
  - five barrels
  - three barrels
3. What is in one of the barrels?
  - a frog
  - a squirrel
  - a worm

Read the comprehensions and answer the following questions.



Early one morning a hunter took his huge net and went into the jungle. He spread his net under a big tree. W-h-o-o-s-h! “Many birds come to this tree everyday. I am sure I will get a good catch today,” said the hunter.

Fill in the blanks to match the story.

1. A h\_\_\_\_\_ took his huge net and went into the jungle.
2. He spread his net u\_\_\_\_\_ a big tree.
3. Many b\_\_\_\_\_ come to this tree everyday.
4. I am sure I will get a good catch t\_\_\_\_\_.

SANT NIRANKARI PUBLIC SCHOOL

MALVIYA NAGAR

CLASS 1 ENGLISH

TOPIC: THE ALPHABET

WORKSHEET 6

DATE: 20 April 2020

Name \_\_\_\_\_



# Finish the Word!

Directions: Write the correct digraph to complete the word.

Blends bank: th, ch, wh, sh, ph



\_\_\_\_air



\_\_\_\_eep



\_\_\_\_umb



\_\_\_\_oto



\_\_\_\_ark



\_\_\_\_istle



\_\_\_\_erry



\_\_\_\_orn



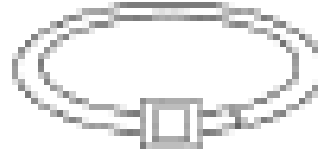
\_\_\_\_eel



\_\_\_\_one




\_\_at



\_\_elt




s\_\_ck



\_\_est



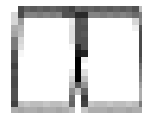
sh\_\_rt



p\_\_nts




\_\_oots



\_\_horts



gl\_\_ve



b\_\_tton



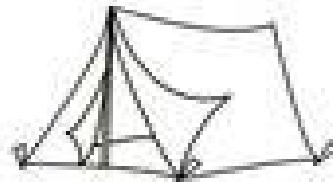
Name: \_\_\_\_\_

## What is the Beginning Letter?

Write the missing letter in the words below.



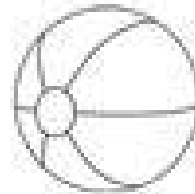
ite




ent



rab



all



un



sland



Name : \_\_\_\_\_

## Reading Comprehension

Bryan is in the park.

He jumps into the leaves.

He likes to play with leaves.

He is very excited.



Where is he?

- a. park
- a. his house
- a. school

What does he do?

- a. building a snowman
- a. playing with his friends
- a. jumps into the leaves

What does he like?

---

---

---

-at

## Cat Has a Hat

Nat has a big cat.  
The cat has a big hat.  
The cat is on a mat.  
It is a big mat.  
Nat likes the hat.  
Nat likes the mat.  
Nat likes the big cat.



1. Nat has a \_\_\_\_\_.

- dog
- rat
- cat

2. Where is the cat?

- in the tub
- on a mat
- on a bed

3. Nat's cat is \_\_\_\_\_.

- big
- little
- red

4. Who has a cat?

\_\_\_\_\_

.....

\_\_\_\_\_

# Image

Page No. \_\_\_\_\_  
Date \_\_\_\_\_

श्रीत निरंकारी पब्लिक स्कूल  
मालवीय नगर  
कक्षा-प्रथम, विषय-हिंदी  
कार्य पत्रक - 1 (2-4-2020)

1. स्वर अ से आः तक लिखो।
2. व्यंजन क से ख तक लिखो।
3. चित्र देखकर पहला अक्षर लिखो।



\_\_\_\_\_



\_\_\_\_\_




\_\_\_\_\_



\_\_\_\_\_



\_\_\_\_\_



\_\_\_\_\_





Last modified: 5:19 pm

# Image

Date-7/4/20

संत निरंकारी पब्लिक स्कूल, मालवीय नगर  
कक्षा - प्रथम, विषय - हिंदी  
कार्य पत्रक - 2,

1. चित्र देखकर सही व्यंजन पर गोला लगाओ ।

	त ढ ग		च ह न
	श स क		ध ष ट

2. दो अक्षर वाले शब्द पढ़ो और लिखो ।

अब - \_\_\_\_\_

टब - \_\_\_\_\_

नल - \_\_\_\_\_

चल - \_\_\_\_\_

पक - \_\_\_\_\_

हक - \_\_\_\_\_


धन - \_\_\_\_\_

मन - \_\_\_\_\_

Last modified: 5:19 pm



# Image



श्रीत निरंकारी पब्लिक स्कूल  
मालवीय नगर  
कक्षा - प्रथम, विषय - हिंदी  
कार्य पत्रक - 4 (14-4-20)

1. चित्र पहचान कर नाम लिखिए ।



2. तीन अक्षर वाले शब्द पढ़ो और लिखो ।

कमल      मटर      कलम      पकड़

महल      नगर      गरम      अकड़

Last modified: 5:21 pm



# Image

Date-10-4-2020  
संत निरंकारी पब्लिक स्कूल, मालवीय नगर  
कक्षा-प्रथम, विषय-हिंदी  
कार्यपत्रक-3

1. दोनों वर्णों को जोड़कर शब्द बनाइए।



न + ल = .....



ज + ल = .....



ब + स = .....



फ + ल = .....

2. समान तुक वाले शब्द लिखिए।

कम      बस      जग      कल

3. इन वाक्यों को पढ़ो और लिखो।

दर चल | लड़मत | खत पढ़ | जग भर |

Last modified: 5:22 pm

**Image**

संत निरंकारी पब्लिक स्कूल

मालवीय नगर

कक्षा - प्रथम

विषय - हिन्दी

कार्यपत्रक - 5 ( 17 - 4 - 2020 )

(क) बिना मात्रा के दो और तीन अक्षर वाले  
शब्द पढ़ो और लिखो।



- नल



- घर



- बस



- कप



-फल



- खत



- कलम



- ऐनक



- सड़क



- बटन

(ख) नीचे दिए गए फलों के नाम पढ़ो, लिखो  
और याद करो।

1 आम.



2 केला



3 सेब



4 अंगूर



, 5 तरबूज



2020/04/23

Last modified: 5:36 pm

# Image

संत निरंकारी पब्लिक स्कूल  
मालवीय नगर  
विषय - हिंदी  
कक्षा - प्रथम

कार्यपत्रक - 6 (21 - 4 - 20 20)  
बिना मात्रा के चार वर्णों वाले शब्द  
अक्षर जोड़कर लिखो।

अ + द + र + क = \_\_\_\_\_

ब + र + ग + द = \_\_\_\_\_

ख + ट + म + ल = \_\_\_\_\_

श + ल + ग + म = \_\_\_\_\_

अ + च + क + न = \_\_\_\_\_









श + र + ब + त = \_\_\_\_\_

इन शब्दों को दो बार पढ़ो  
पनघट चमचम बरतन कसरत अजगर  
कटहल तरकश थरमस सरपट मलमल  
सरगम झटपट जमघट टमटम बचपन

2020/04/23

दो, तीन और चार अक्षर वाले शब्दों का  
पुनः अभ्यास

सरल वाक्य बनाओ :

	बस _____	
	फल _____	
	घर _____	
	रथ _____	
	कमल _____	
	पनघट _____	
	शलगम _____	

2020/04/18

